

## Political Participation of the Oraon Community in National Level of Bangladesh: A Study

Dr. Md. Rajaul Karim

Assistant Professor, Bangladesh Studies

Khwaja Yunus Ali University, Bangladesh

E-mail: [mdrezaukarim801@gmail.com](mailto:mdrezaukarim801@gmail.com)

### Abstract

*The Oraon are the second largest plain land tribal community of Barind in Bangladesh. They are differently backward as compared with other ethnic communities. From the present perspective of Bangladesh, to know their political participation in national politics is an imperative. Way of their political participation, campaigning, causes of giving vote, standing the candidate in election, worthiness of the candidate, influence upon the general Oraon, style of going to vote the candidate, meeting up the election expenditures, alluring proposal, money exchanging, demand of the voters, problem during election, vote worthy environment, objection against Govt. administrators, opinion regarding the result, influence of the political party or alliance, justification of the mega political alliance, surrounding environment, voting behavior, estimation upon the religion oriented political party, opinion regarding the free fair and transparent election, causes of doing politics, participation of the women in election, their decision taking process, dependency and so on have been discussed in this article.*

**Keywords:** Tribal community, Upazila administration, Chowduar

### Introduction

Participation of the masses in national politics creates the opportunity of making an enriched state in all aspects if this procedure is cultured by them conventionally. It is observed that the people of the democratic countries of the world possess the inalienable rights, duties and responsibilities in the national level of political participation. The political participation in national level is considered as the individual's duty and responsibility in times of need.<sup>1</sup> Sometimes unconventional participation in national politics may come to the front of the masses for the sake of political unrest created by the ruling political party or the opposition political party. Whatsoever; the stability of national politics is an imperative in the arena of the participation of national level politics. The modern state consists of a relatively small number of persons who issue as well as execute orders that affect a large number in whom they themselves are included.<sup>2</sup> Within the settled territory all of the citizens are bound to obey the orders of the government. Sometimes its anomalies are also noticed. That is why; there is no alternative of the conventional form of political participation in the arena of electing the right man in right time. Besides, it is crying need for the national sovereignty and interests. For protecting the national sovereignty as well as the interests from the foreign encroachment and threats, national level of political participation of the individuals is a must.<sup>3</sup> Bangladesh has achieved its freedom in 1971 losing the fresh lives of the martyrs and chastity of the mother and

---

<sup>1</sup> Zhou Yongmin, *Historizing Online Politics: Telegraphy, the Internal and political participation in China* (California: Stanford University Press, 2006), p. 119.

<sup>2</sup> Harold J. Laski, 'A Grammar of Politics' (London: George Allen & Unwin Ltd, 1925), p. 295.

<sup>3</sup> Zhou Yongmin, *op.cit*, p. 120.

sisters who fought concertedly against the Pakistan invaders. Nevertheless, she has not yet been able to achieve actually its targeted goal including political stability either in local or national level of politics.

Though the term 'politics' is normally implicated with the illustrations of the heads of government, legislators and the government,<sup>4</sup> the general people are also involved with the politics profoundly from the ancient period to till date and even it will stay in future. Politics and power are interrelated with each other. Generally, power means the man's control over the minds and actions of other men. But political power means the mutual relations of the control among the holders of public authority and between the latter and the general people at large.<sup>5</sup> There is a psychological relation between the persons who exercise it and those over whom it is exercised.<sup>6</sup> The aim of politics of the political party is to achieve 'power of the state' through the constructive way. That is why; any person or organization cannot reach to the 'power' without the direct or indirect involvement or participation on politics of the general people. Therefore, John Locke had said in his renowned book named 'Two Treatises of Civil Government', 'General people are the source of all powers of parliamentary democracy.'<sup>7</sup> Aristotle says, 'The democracy is the sovereign power that is possessed by the majority people who are freeman and not rich.'<sup>8</sup> The general people may become worthy of a national leader and be able to form a political party by participating in national politics. Conventional form of political participation in national level of the general masses can be able to restrain the activities of the government through electing the representatives of the political party using their individual voting power who participate in parliamentary debate to protect the interest of the general masses. To build up the national unity, to protect the democracy, to shut down the door of the autocratic government for ever, to expand the way of political education and to construct the positive public opinion may be ensured by the national political participation of the general masses led by the political party. Besides, the political participation in national level of politics is one kind of important right. In fact, rights are those conditions of social life without which in general, no man can seek to be himself at his best.<sup>9</sup> So every modern democratic state of the world should provide this right accordingly for the greater interest of the nation. The more conventional form of political participation means the more affirmative form of political culture which creates fraternity, tolerance, acceptance, solidarity, and accountability everywhere of the country. It is noteworthy that for this reason, the foundation of a democratic government is in the active participation by the citizens in its each and every process.<sup>10</sup>

### Research Approach

Research Approach is the prime concern of any research work. For present research, mixed method approach has been used. Both qualitative and quantitative data have been used to address the set objectives and both of the results have been incorporated through cross sectional description. The

---

<sup>4</sup> [http://ivythesis,typepad.com/term\\_paper\\_topic/2008/02/the-importance-1.html](http://ivythesis,typepad.com/term_paper_topic/2008/02/the-importance-1.html) Accessed on 23 July, 2011.

<sup>5</sup> Hans J. Morgenthau, *Politics Among Nations: The Struggle for Power and Peace*, Third Edition (New York: Alfred.A.Knopf, 1964), p.28.

<sup>6</sup> *Ibid.*, p. 29.

<sup>7</sup> Amaj Uddin Ahamad, *Rastra Bigghaner Katha*, 23<sup>rd</sup> edition (Dhaka: Bangladesh Book Corporation Ltd. 1994), p. 157.

<sup>8</sup> Jim Shultz, *The Democracy Owners' Manual: A Practical Guide to Changing the World* (USA: Library of Congress, 2003), p. 379.

<sup>9</sup> Harold J. Laski, *op.cit.*, p. 91.

<sup>10</sup> *Ibid.*, p. 246.

researcher thinks that for conducting this research work efficiently, there is no alternative of mixed method. Therefore, this research approach has been selected to conduct this research work.

### **Types of Data**

Both quantitative and qualitative data have been used for this study. Some indicators of this article such as participation in national election, in standing the candidate, influence during vote, demand of the voters, problem in election, vote worthy environment, partiality and objection against Govt. administrators, the result of vote, influence of political party, justification of the mega political party, surrounding environment, voting behavior, estimation upon religion oriented political party, opinion on free fair and transparent election, participation of the women in election, meeting and procession, decision taking process, dependency of the women so on have been analyzed quantitatively through numeric data to explore the numeric information of this article well.

On the other hand, some indicators of this article such as pattern of participation, type of campaigning, pattern of maintaining expenditures, type of role in standing the candidate, basic worthiness of the candidate to vote, influence upon general Oraon, style of going to vote, type of proposal, type of demands and not demanding, type of problems during election, vote worthy environment, type of partialities, objections and opinions, influences of political party or alliance, type and causes of the justification of mega political alliance, type of surrounding environment, causes of obeying and violating voting behavior, causes of estimation and not estimation upon religion oriented political party, opinion as to free fair and transparent election, type of participation of women, causes of not participating in procession and meeting, decision taking process of women for voting, dependency and dimension of influence of dependency of women and so on have been analyzed qualitatively through the qualitative type of data of this article well.

### **Data Sources**

Data for this study have been used from the two sources; primary and secondary. All necessary primary sources of data i.e. the information of the participation in national election, in standing the candidate, influence during vote, demand of the voters, problem in election, vote worthy environment, partiality and objection against Govt. administrators, the result of vote, influence of political party, justification of the mega political party, surrounding environment, voting behavior, estimation upon religion oriented political party, opinion on free fair and transparent election, participation of the women in election, meeting and procession, decision taking process, dependency of the women, pattern of participation, type of campaigning, pattern of maintaining expenditures, type of role in standing the candidate, basic worthiness of the candidate to vote, influence upon general Oraon, style of going to vote, type of proposal, type of demands and not demanding, type of problems during election, vote worthy environment, type of partialities, objections and opinions, influences of political party or alliance, type and causes of the justification of mega political alliance, type of surrounding environment, causes of obeying and violating voting behavior, causes of estimation and not estimation upon religion oriented political party, opinion as to free fair and transparent election, type of participation of women, causes of not participating in procession and meeting, decision taking process of women for voting, dependency and dimension of influence of dependency of women and so on have been collected from directly related with the study area and the respondents concerned of the study.

On the other hand, some information regarding the introduction of this article have been collected from the secondary source of data include related books, articles, journals, published and unpublished dissertations, official records and documents regarding the Oraon Community, internet etc.

## Research Field

This research is based on Ninth Parliamentary Election of Bangladesh i.e. the National Parliamentary Election 29<sup>th</sup> December 2008 of Bangladesh. Other parliament elections held before 2008 were considered in this research work.

## Selection of the Study area

People of Bangladesh are ethnically heterogeneous. But most of the Bangladeshi is linguistically homogeneous.<sup>11</sup> However, there are also many ethnic minorities who have their own ethnic identity as well as own language, tradition, cultures, behavior, customs and laws.<sup>12</sup> The Oraon is the second largest ethnic minorities among the ethnic groups in Bangladesh. However, majority of them lives in Barind tract of northwest of Bangladesh. And number of Oraon live in Godagari Upazila is more than any other upazilas of Bangladesh. Total number of the Oraon in Bangladesh is approximately 85041. Out of them, approximately 11218 Oraons live in the district of Rajshahi<sup>13</sup> and out of them, 6638 Oraons live in Godagari Upazila.<sup>14</sup> That is why; the study has been conducted on two villages named Chowduar and Gopalpur in 6 number Matikata union of Godagari Upazilla under Rajshahi. From the preliminary baseline survey the researcher finds that total population of the Oraon community in these two villages is 1147 and out of it, total number of the Oraon people in Chowduar village is 468 and in Gopalpur village is 679. The two villages as study areas have been selected purposively. These villages of Godagari upazila is 22 kms far from Rajshahi city and comparatively nearer than other Oraon inhabited upazilas of Rajshahi district from the Rajshahi city. The researcher visited this study areas several times. So, the locations of the study areas are very familiar to him. He is also acquainted with the life style and culture of the population in the research areas that has helped him to get access to the community easily and to conduct survey too.

## Sample Size and Sampling Techniques

Two villages mentioned above have been selected purposively. Because these two villages are densely Oraon populated villages than others as the researcher searched in different areas of different Upazillas under Rajshahi district. However, before selecting the study households and respondents, he visited the study areas several times and conducted a preliminary baseline survey to know the total number of the households. According to preliminary baseline survey, the total number of Oraon households in Chowduar village is 92 while in the village of Gopalpur is 132 i.e. the number of total households in two villages is 224. Among these, table 1 indicates that total 156 households i.e. 92 (70%) from Gopalpur village and 64 (70%) households from Chowduar village have been selected by using simple random sampling. 156 household heads and 156 female (those who are voter plus senior most) have been selected as study respondents. Unit of analysis is household heads as well as female respondents selected from each household.

**Table 1: Sample Distribution and Procedure**

Category of Study Respondents	Number of Sample	Sampling Technique
Respondents for Questionnaire survey	156 household heads and 156 female =312	Random
Respondents for In-depth	10	Purposive

<sup>11</sup> Tahmina Naznin, Syed Ajjur Rahman, and Khandakar Mursheda Farhana, *op.cit.*, p. 123.

<sup>12</sup> Mazharul Islam Taru, *Bangladesher Adibasi Sangskriti* (The Culture of the Indigenous People in Bangladesh) (Dhaka: Katha Prokash, 2008), p. 90.

<sup>13</sup> *Ibid.*, p. 92.

<sup>14</sup> *Ibid.*

Interview		
FGD (Focus Group Discussion)	(12x2) x 2= 48	Purposive

### **Data Collection Techniques**

#### **Technique of the Secondary Data Collection**

Document and content analysis has been used for the collection of secondary data. The researcher has studied 20 to 25 related literatures that are relevant, reliable, and representative with his field work. The researcher has made a list of related literatures with his research topic so that he can ensure the systematic collection of secondary data. These are the recognized journals, published and unpublished study reports, scholarly books, documents of government and non-governmental organizations, census and survey report etc. The researcher has taken necessary notes in the note cards and preserved them accordingly.

#### **Technique of the Primary Data Collection**

The survey research method has been followed for performing this proposed study. To analyze the nature of political participation as well as the overall political process of the Oraon community as the marginal ethnic minority is the prime objective of the study which involves field work and participant observation. There are many techniques of survey research method. Among them, the necessary tools and techniques of primary data collection are as follows:

#### **Questionnaire Survey**

In accordance with the needs and requirements of the nature of the political participation of the Oraon community, the researcher has formulated two separate structured questionnaires giving three months time for the household heads and the household female that have been conducted through face to face interview for collecting necessary primary data or information of their participation in national politics, voting behavior, political awareness, political communication and so on of both the household heads and household female in national politics. After that the researcher himself including four trained investigators appointed by him have interviewed the relevant and required portion of the population to fill up the questionnaire. The questionnaire has been developed with open, close ended and multiple choice questions.

#### **In-Formal Interview**

It has been performed for collecting the accurate information as to the present predicament of the political participation of the Oraon Community in national politics. Headman of their society, their leaders, family members, social class, neighbors, political parties, election commission, cultural organizations and NGOs has been selected for in-formal interview. They have been interviewed differently as well as in-formally to know the real and authentic information regarding the political involvement in national level of the Oraon community people that has not been included in the questionnaire. Qualitative data has been incorporated through this device.

#### **Observation**

It is also a very important device which has been implemented in the research work of the researcher. For this, the researcher had shared life with the respondents for knowing their different activities in the daily life related to the political participation. The information on their behavior, life style, costume, various festival ceremonies, political behavior and political participation, national election, role of the leader, alacrity of different social organizations, activities of the NGOs and the Christian missionary etc. have been collected following this method. It has also helped the researcher to compare validity and reliability of collected data through questionnaire survey and to supplementary data that might qualify to interpret the findings.

### Focus Group Discussion

There is some information that is not possible to collect accurately without the process of the Focus Group Discussion. This method has been used to build up the picture of the local situation and crosscheck the information which has been collected through questionnaire survey by face to face and in-formal interview method. Memory based qualitative and quantitative data that have been collected through different procedures need more accuracy and to explore hidden data. Generally the Oraon people are tended to hide their own personal exclusive information, nature of intra as well as inter political activities. The researcher has arranged four different sessions of formal FGDs at two villages. Among these, one FGD session for the male and one for the female in Chowduar and one FGD session for the male and one for the female in Gopalpur have been organized. The duration of these sessions was two and half an hour. Twelve members for per FGD had been selected through purposive sampling procedure. Researcher himself was the moderator of these FGD sessions.

### Data Analysis

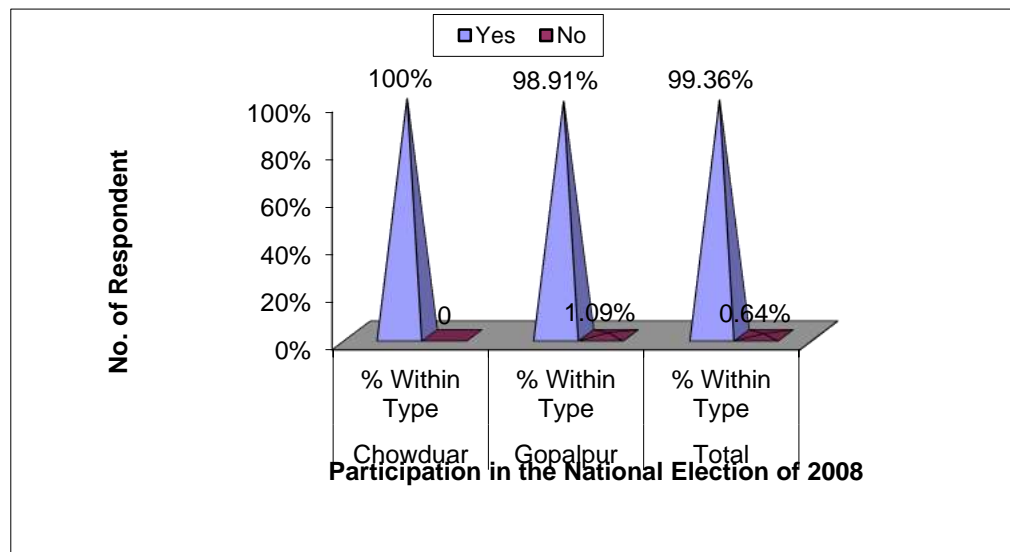
- ❖ **Procedure of Documentation:** The data that have been collected through the FGD, audio recorder, video recorder and diary have been maintained for doing successfully.
- ❖ **Unit of Analysis:** Unit of analysis is household heads as well as female respondents selected from each household.
- ❖ **Data Processing:** The collected data has been arranged and scrutinized with caution on the basis of the completed questionnaire. The processing steps are editing, classification and tabulation.
- ❖ **Analysis Plan:** The collected quantitative data has been analyzed applying the frequency distribution and qualitative data has been analyzed through inductive reasoning process.
- ❖ **Presentation of Findings:** The findings of the data analysis have been presented through graphs, charts, pictogram, photographs, pictures and maps of the cultural and social events of the study area population and natural or physical pictures of the study area etc. has been used for better understanding and interpreted through inductive reasoning process.

### Way of Participation in the National Election of 2008

Figure 1 shows that most of the respondents had participated in the national election of 2008. 100% (64) respondents of Chowduar and 98.91% (91) of Gopalpur i.e. total 99.36% (155) had participated in the national election of 2008. While only 1.09% (1) respondents of Gopalpur i.e. total.64% (1) had not participated in the national election of 2008.

### Pattern of Participation in the National Election of 2008

Field survey /2011 indicates that 98.44% (63) respondents of Chowduar and 94.51% (86) of Gopalpur i.e. total 96.13% (149) had participated in the national election of 2008 giving their individual votes. The rest of the 1.56% (1) respondents of Chowduar and 5.49% (5) of Gopalpur i.e. total 3.87% (6) had participated in the national election of 2008 through the both ways (through either giving individual votes or campaigning). The above-mentioned scenario indicates that most of the respondents (96.13%) had participated in the national election of 2008 through giving their individual votes while the rest of (3.87%) respondents i.e. very few respondents had participated in the national election through either giving their individual votes or campaigning i.e. through the both ways.

**Figure 1: Participation in the National Election of 2008**

Source: Field Survey/ 2011

### Type of the Campaigning

Field survey /2011 indicates that those of the respondents who had participated in campaigning in the national election of 2008 were very few in number. However, they had campaigned in different ways. 100% (1) respondents of Chowduar and 40% (2) of Gopalpur i.e. total 50% (3) had campaigned through participation in different processions or meetings led by their chosen candidate. 20% (1) respondents of Gopalpur i.e. total 16.67% (1) had campaigned through wanting votes for the chosen candidate. 20% (1) respondents of Gopalpur i.e. total 16.67% (1) had campaigned through teaching the method of how to fold the ballot papers after sealing for voting. The remaining 20% (1) respondents of Gopalpur i.e. total 16.67% (1) had campaigned through giving their full time in the temporary electioneering camp located in the village.

### Pattern of Maintaining the Expenditures of Election Campaigning

Field survey /2011 indicates that those of the Oraon community general people who participated in campaigning had maintained the election campaigning expenditures through different ways. 100% (1) respondents of Chowduar and 20% (1) of Gopalpur i.e. total 33.33% (2) had maintained the campaigning expenditures through the association of the village. 20% (1) respondents of Gopalpur i.e. total 16.67% (1) had maintained the campaigning expenditures through their own pocket money. 20% (1) respondents of Gopalpur i.e. total 16.67% (1) had maintained the campaigning expenditures through the personal man of the candidate. 40% (2) respondents of Gopalpur i.e. total 33.33% (2) had maintained the campaigning expenditures through the member of the ward.

### Causes of Giving Vote to the Candidate

FGD findings (held on 12.11.2011) indicate that the respondents strongly said that they gave their individual vote to the candidate for different causes; as the candidate was the candidate of their chosen political party, as sometimes the candidate helped them in different needs and for the community interest so that the community became benefited. The respondents of Chowduar moderately and the respondents of Gopalpur lessly said that they gave their individual vote to the candidate for getting power so that the outsiders could not attack them.

They also strongly said that they gave vote to the candidate as he was after their liking. Some of them of Chowduar moderately and of Gopalpur lessly said that they gave their individual vote as the candidate was educated and wise. Some of them of Chowduar moderately and of Gopalpur strongly said that they gave their individual vote as the community support the political party of the candidate. Some of them of the study area strongly said that they gave their individual vote for the national interest.

### Role of the General People in Standing the Candidate in Election

Table 2 indicates that 29.69% (19) respondents of Chowduar and 31.52% (29) of Gopalpur i.e. total 30.77% (48) had played an important role in the arena of standing the candidate in the election. While the lion portion i.e. 70.31% (45) respondents of Chowduar and 68.48% (63) of Gopalpur i.e. total 69.23% (108) had not played an important role.

**Table 2: Role of the General People of the Oraon in Standing the Candidate in Election**

Name of the Location		Yes	No	Total
Chowduar	Count	19	45	64
	% Within Type	29.69%	70.31%	100%
Gopalpur	Count	29	63	92
	% Within Type	31.52%	68.48%	100%
Total	Count	48	108	156
	% Within Type	30.77%	69.23%	100%

Field Survey/ 2011

Field survey /2011 indicates that some of the general Oraon people i.e. 30.77% had played an important role co-operating the candidate in the arena of standing in the national election. Among them, 89.47% (17) respondents of Chowduar and 44.83% (13) of Gopalpur i.e. total 62.50% (30) had played an important role co-operating the candidate in all spheres in accordance with the direction of the headman. 5.26% (1) respondents of Chowduar and 24.14% (7) of Gopalpur i.e. total 16.67% (8) had played an important role becoming the member of election leading committee for the candidate. 5.26% (1) respondents of Chowduar and 31.03% (9) of Gopalpur i.e. total 20.83% (10) had played an important role participating in the meeting and procession for the candidate.

### Basic Worthiness of the Candidate

Field survey /2011 indicates that the general people of the Oraon community had given the priority in the arena of giving vote to the candidate based on some of the basic worthiness of the candidate. 68.75% (44) respondents of Chowduar and 22.83% (21) of Gopalpur i.e. total 41.67% (65) had given priority of the personal image of the candidate to vote him. 59.38% (38) respondents of Chowduar and 36.96% (34) of Gopalpur i.e. total 46.15% (72) had given priority of the locality of the candidate to vote him. 32.81% (21) respondents of Chowduar and 15.22% (14) of Gopalpur i.e. total 22.44% (35) had given priority of communalism of the candidate to vote him. 12.50% (8) respondents of Chowduar and 17.39% (16) of Gopalpur i.e. total 15.38% (24) had given priority of kinship or friendship of the candidate to vote him. 42.19% (27) respondents of Chowduar and 36.96% (34) of Gopalpur i.e. total 32.69% (51) had given priority of political party of the candidate to vote him. 14.06% (9) respondents of Chowduar and 29.35% (27) of Gopalpur i.e. total 23.08% (36) had given priority of race or family status of the candidate to vote him. 25% (16) respondents of Chowduar and 25% (23) of Gopalpur i.e. total 25% (39) had given priority of skill ness of the candidate to vote him. 14.06% (9) respondents of Chowduar and 82.61% (76) of Gopalpur i.e. total 54.49% (85) had given priority of the riches or money of the candidate to vote him. 53.13% (34) respondents of Chowduar and 29.13% (36) of Gopalpur

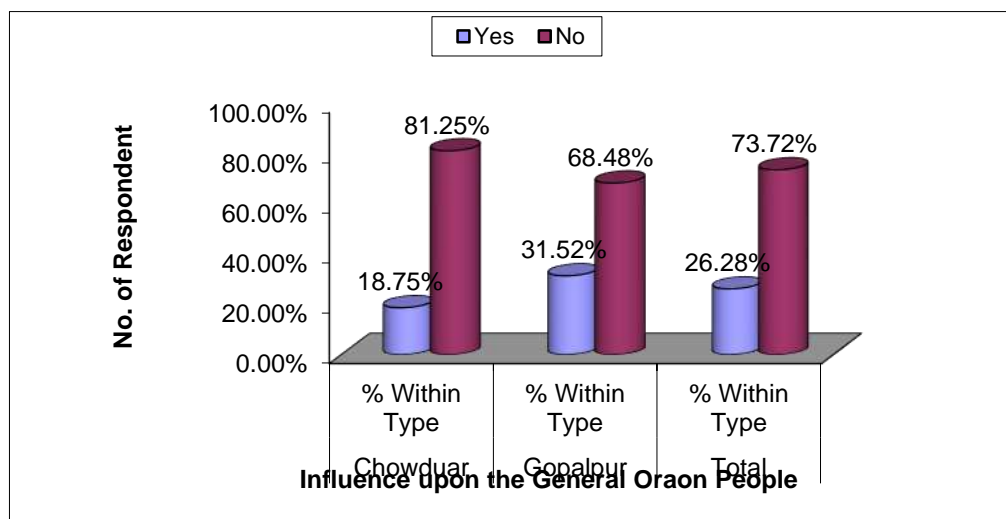


i.e. total 44.87% (70) had given priority of patriotism or philanthropic activities of the candidate to vote him. 51.56% (33) respondents of Chowduar and 85.87% (79) of Gopalpur i.e. total 71.79% (112) had given priority of awareness on different aspects upon the general people of the candidate to vote him. 54.69% (35) respondents of Chowduar and 95.65% (88) of Gopalpur i.e. total 78.85% (123) had given priority of their own necessity of the candidate to vote him. 79.69% (51) respondents of Chowduar and 41.30% (38) of Gopalpur i.e. total 57.05% (89) had given priority of education of the candidate to vote him. 37.50% (24) respondents of Chowduar and 18.48% (17) of Gopalpur i.e. total 26.28% (41) had given priority of the surrounding environment of their own location to vote the candidate. 32.81% (21) respondents of Chowduar and 93.48% (86) of Gopalpur i.e. total 68.59% (107) had given priority of the responsibilities of the community people to vote the candidate. 25% (16) respondents of Chowduar and 90.22% (83) of Gopalpur i.e. total 63.46% (99) had given priority of the right of the candidate to vote him. 72.26% (46) respondents of Chowduar and 20.65% (19) of Gopalpur i.e. total 41.67% (65) had given priority of good character of the candidate to vote him. 12.50% (8) respondents of Chowduar and 30.43% (28) of Gopalpur i.e. total 23.08% (36) had given priority of intelligence of the candidate to vote him. 9.38% (6) respondents of Chowduar and 66.30% (61) of Gopalpur i.e. total 42.95% (67) had given priority of righteousness of the candidate upon the general Oraon community people to vote him. 78.12% (5) respondents of Chowduar and 78.26% (72) of Gopalpur i.e. total 78.21% (122) had given priority of idealism of the candidate to vote him in election.

### Influence upon the General Oraon People

Figure 2 shows that there was a little bit of influence upon the general Oraon community people during giving vote in national election from other sides. 18.75% (12) respondents of Chowduar and 31.52% (29) of Gopalpur i.e. total 26.28% (41) opined that there was an influence upon the general Oraon community people to vote the candidate. 81.25% (52) respondents of Chowduar and 68.48% (63) of Gopalpur i.e. total 73.72% (115) opined that there was no influence upon the general Oraon community people to vote the candidate.

**Figure 2: Influence upon the General Oraon People**



Source: Field Survey/ 2011

### Influence of the Different Persons

Field survey/ 2011 indicates that there was a little bit influence of the different persons upon the general Oraon community people (26.28%) during giving vote to the candidate in the

national election. Among them, 8.33% (1) respondents of Chowduar and 17.24% (5) of Gopalpur i.e. total 14.63% (6) opined that there was an influence of their own children upon them. 8.33% (1) respondents of Chowduar and 6.90% (2) of Gopalpur i.e. total 7.34% (3) opined that there was an influence of their own husbands upon them. 10.34% (3) respondents of Gopalpur i.e. total 7.34% (3) opined that there was an influence of their own wives upon them. 8.33% (1) respondents of Chowduar and 17.24% (5) of Gopalpur i.e. total 14.63% (6) opined that there was an influence of their fathers upon them. 13.79% (4) respondents of Gopalpur i.e. total 9.76% (4) opined that there was an influence of their own mothers upon them. 75% (9) respondents of Chowduar and 20.69% (6) of Gopalpur i.e. total 36.58% (15) opined that there was an influence of their heads of the family upon them. 100% (12) respondents of Chowduar and 93.10% (27) of Gopalpur i.e. total 95.12% (39) opined that there was an influence of their head of the society upon them. 58.33% (7) respondents of Chowduar and 31.03% (9) of Gopalpur i.e. total 39.02% (16) opined that there was an influence of their head of the race upon them. 25% (3) respondents of Chowduar and 20.69% (6) of Gopalpur i.e. total 21.95% (9) opined that there was an influence of their head of the clan upon them.

### **Type of Influences**

Field survey/ 2011 indicates that 26.28% (table 4.1) of the general Oraon community people had confessed that there were different types of influences of different persons upon them. Among them, 33.33% (4) respondents of Chowduar and 31.03% (9) of Gopalpur i.e. total 31.71% (13) opined regarding the influence upon them. They said that different persons had influenced upon them to vote in election period saying that would be good for the nation as well as the country if the candidate was voted. 16.67% (2) respondents of Chowduar and 13.79% (4) of Gopalpur i.e. total 14.63% (13) opined that as the candidate was the member of own political party, the head of the clan had influenced them to vote him. 25% (3) respondents of Chowduar and 20.69% (6) of Gopalpur i.e. total 21.95% (9) opined that as the candidate would do different deeds for their betterment that is why, they must had to vote him. 16.67% (2) respondents of Chowduar and 27.59% (8) of Gopalpur i.e. total 24.39% (10) must had to vote the candidate because of their goodness and honesty. 8.33% (1) respondents of Chowduar and 6.90% (2) of Gopalpur i.e. total 7.34% (3) must had to vote the candidate because of alluring brick-built road in lue of muddy road.

### **Style of Going to Vote the Candidate**

Field survey /2011 indicates that 25% (16) respondents of Chowduar and 33.60% (31) of Gopalpur i.e. total 30.13% (47) had gone to the center to give their vote singly. 23.44% (15) respondents of Chowduar and 52.17% (48) of Gopalpur i.e. total 40.38% (47) had gone to the center to give their vote concertedly. The rest of 51.56% (33) respondents of Chowduar and 14.13% (46) of Gopalpur i.e. total 29.49% (46) had gone to the center to vote the candidate in both ways. In fine, it is clear that generally the general Oraon community people had gone to the center to vote the candidate concertedly.

### **Meeting up the election expenditures**

FGD findings (held on 12.11. 2011) indicate that the respondents met up strongly their election expenditures in different ways; through the political party men, through their local elites, through their society headman, through the candidate or his selected person, through the village electioneering office that was established for a short time financed by the candidate or the political party.

### **Alluring Proposal to the Oraon People**

Field survey/ 2011 indicates that 34.37% (22) respondents of Chowduar and 30.43% (28) of Gopalpur i.e. total 32.05% (50) had got the alluring proposal from the candidate or his representatives for voting him in the national election. While 65.63% (42) respondents of Chowduar and 69.57% (64) of Gopalpur i.e. total 67.95% (106) had not got any alluring proposal from the candidate or his representatives for voting him. It indicates that some of the culprit candidates as well as their representatives had allured the general Oraon community people to vote them.

### **Type of Alluring Proposals**

Field survey/ 2011 indicates that the Oraon community people had gotten different types of alluring proposal from the candidate or his representatives for voting him in the national election. 27.27% (6) respondents of Chowduar and 60.71% (17) of Gopalpur i.e. total 46% (23) had gotten the proposal of Tk. 200-300 for per vote. 13.64% (3) respondents of Chowduar and 21.43% (6) of Gopalpur i.e. total 18% (9) had gotten the proposal of tube well for their whole family votes. 9.09% (2) respondents of Chowduar and 3.57% (1) of Gopalpur i.e. total 6% (3) had gotten the proposal of leasing the khas ponds among them for their whole family votes. 40.91% (9) respondents of Chowduar i.e. total 18% (9) had gotten the proposal of electric connection among them for their whole society votes. 9.09% (2) respondents of Chowduar and 14.28% (4) respondents of Gopalpur i.e. total 12% (6) had gotten the proposal of giving the job of police and others for their adult children for their individual votes.

### **Money Exchange in lue of Vote**

FGD findings (held on 12.11.2011) indicate that the respondents opined strongly that they took money through different individuals in lue of their individual vote; through the village electioneering office camp financed by the candidate or the political party, through political party men, through the candidate himself, through the headman of their respective society, and through different local elites out of their community.

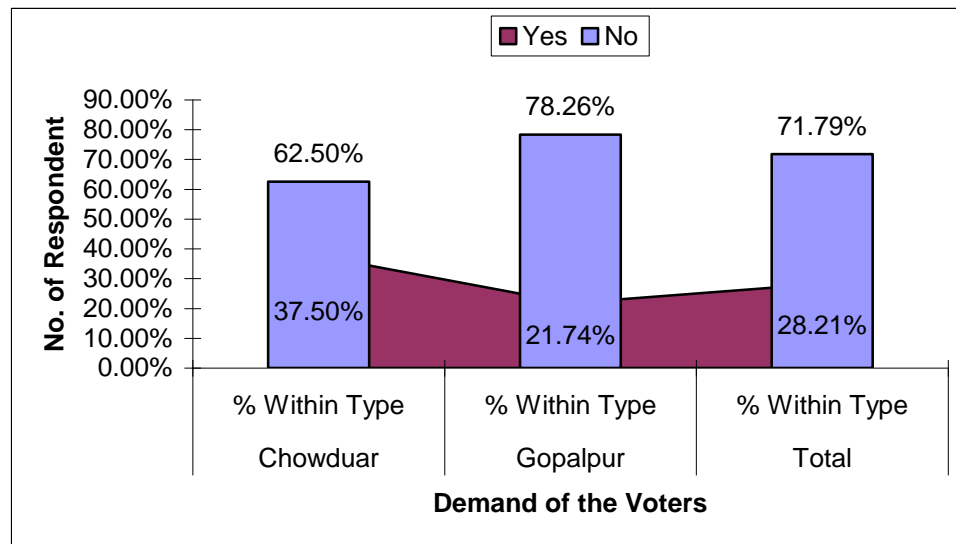
### **Demand of the Voters**

Figure 3 indicates that some of the general Oraon community people had demanded differently from the candidate or his representatives during election period. 37.50% (24) respondents of Chowduar and 21.74% (20) of Gopalpur i.e. total 28.21% (44) had demanded differently to the candidates or his representatives. While most of them i.e. 62.50% (40) respondents of Chowduar and 78.26% (72) of Gopalpur i.e. total 71.79% (112) had not demanded from them.

### **Type of Demands**

Field survey /2011 indicates that some of the general Oraon community people had demanded differently from the candidate or his representatives during election period. Among them, 12.50% (3) respondents of Chowduar and 5% (1) of Gopalpur i.e. total 9.09% (4) had demanded of making colony for them in the khas lands. 58.33% (14) respondents of Chowduar and 10% (2) of Gopalpur i.e. total 36.36% (16) had demanded of allocating khas lands and leasing khas ponds among the poor like them. 29.17% (7) respondents of Chowduar and 75% (15) of Gopalpur i.e. total 50% (22) had demanded of electricity, sanitary toilet, grave yard, roads, ponds, tube well, youth club and temple from them. 10% (2) respondents of Gopalpur i.e. total 4.55% (2) had demanded of different type of jobs from them for their votes.

### **Figure 1: Demand of the Voters**



Source: Field Survey/ 2011

### Causes of not Demanding

Field survey /2011 indicates that most of the general Oraon community people i.e. 71.79 % (112) respondents did not demand anything from the candidate for different causes. Among them, 30% (12) respondents of Chowduar and 23.61% (17) of Gopalpur i.e. total 25.89% (29) did not have any demand from the candidate as he was after their liking. 20% (8) respondents of Chowduar and 15.28% (11) of Gopalpur i.e. total 16.96% (19) did not have any demand from the candidate for the sake of his good character and liberalism. 17.50% (7) respondents of Chowduar and 16.67% (1) of Gopalpur i.e. total 16.96% (19) did not have any demand from the candidate as they had not need. 15% (6) respondents of Chowduar and 6.94% (5) of Gopalpur i.e. total 9.82% (11) did not have any demand from the candidate for their principle and morality. 17.50% (7) respondents of Chowduar and 9.72% (7) of Gopalpur i.e. total 12.50% (14) did not have any demand from the candidate as they had desired to give their respective votes for the worthiest candidate. 8.33% (6) respondents of Gopalpur i.e. total 5.36% (6) did not have any demand from the candidate as they had obeyed the rules and regulation of the election commission. 4.17% (3) respondents of Gopalpur i.e. total 2.68% (3) did not have any demand from the candidate for the gratefulness to the candidate. 4.17% (3) respondents of Gopalpur i.e. total 2.68% (3) did not have any demand from the candidate for the gratefulness to the candidate. 8.33% (6) respondents of Gopalpur i.e. total 5.36% (6) did not have any demand from the candidate as they thought that demanding is one kind of social sin during election. The rest of 6.94% (5) respondents of Gopalpur i.e. total 4.46% (5) did not have any demand from the candidate as they had no opportunity to demand to him.

### Problem among the Oraon during National Election

Field survey/ 2011 indicates that very few Oraon general people i.e. only 5.13% (8) respondents had felt problems during national election. Among them, 3.12% (2) respondents of Chowduar and 6.52% (6) of Gopalpur i.e. total 5.13% (8) had felt problem during national election. While 96.88% (62) respondents of Chowduar and 93.48% (86) of Gopalpur i.e. total 94.87% (148) had not felt problem during national election.

### Type of the Problems

Field survey/ 2011 indicates that very few Oraon general people i.e. only 5.13% respondents had felt different problems during national election. Among them, 50% (1) respondents of Chowduar i.e. total 12.50% (1) had felt the problem of disputes among the native society people. 50% (1) respondents of Chowduar and 33.33% (2) of Gopalpur i.e. total 37.50% (3) had felt the problem of breaking out the hooliganism in the election area. 16.67% (1) respondents of Gopalpur i.e. total 12.50% (1) had felt the problem as the unworthy person had stood in the election and disturbed them. The rest of 50% (3) respondents of Gopalpur i.e. total 37.50% (3) had felt the problem of the frightening to campaign publicly.

### Vote Worthy Environment in National Election

Table 3 indicates that almost all of the Oraon general people i.e. 98.72% (154) respondents had felt the vote worthy environment in their location during national election period. Among them, 100% (64) respondents of Chowduar and 97.83% (90) of Gopalpur i.e. total 98.72% (154) had felt the vote worthy environment in their respective location. While the rest of only 2.17% (2) respondents of Gopalpur i.e. total 1.28% (2) had not felt the vote worthy environment in their respective locations.

**Table 3: Whether the Oraon General People Felt Vote Worthy Environment in National Election**

Name of the Location		Yes	No	Total
Chowduar	Count	64	00	64
	% Within Type	100%	00	100%
Gopalpur	Count	90	2	92
	% Within Type	97.83%	2.17%	100%
Total	Count	154	2	156
	% Within Type	98.72%	1.28 %	100%

Source: Field Survey/ 2011

### Dimension of Vote worthy Environment

Field survey/ 2011 indicates that almost all of the Oraon general people (98.72%) had felt the vote worthy environment in their respective locations during national election period in different dimension. Among them, 57.81% (37) respondents of Chowduar and 60% (60) of Gopalpur i.e. total 59.09% (91) had felt very much vote worthy environment. 42.19% (27) respondents of Chowduar and 28.89% (26) of Gopalpur i.e. total 34.42% (53) had felt somewhat vote worthy environment. The rest of 11.11% (10) respondents of Gopalpur i.e. total 6.49% (10) had felt very less vote worthy environment.

### Causes of not Feeling Vote worthy Environment

Field survey /2011 indicates that very few general Oraon community people i.e. only 2.17% (2) respondents of Gopalpur i.e. total 1.28% (2) had not felt the vote worthy environment in their respective locations during the national election period. Among them, 50% (1) respondents had not felt the vote worthy environment because of degradation of the law and orders. The rest of 50% (1) respondents had not felt the vote worthy environment since there was none to observe the violation of the rules and regulations of the candidate.

**Problems in Voter List**

Field survey /2011 indicates that very few general Oraon community people i.e. 2.56% (4) respondents had stated that there were different type of problems in voter list of national election. Among them, 1.56% (1) respondents of Chowduar and 3.26% (3) of Gopalpur i.e. total 2.56% (4) had the problems in the voter list. While the rest of 98.44% (63) respondents of Chowduar and 96.74% (89) of Gopalpur i.e. total 97.44% (152) did not have any of the problems in the voter list.

**Type of the Problems**

Field survey /2011 indicates that very few general Oraon community people i.e. 2.56% (4) respondents had stated that there were different types of problem in voter list of national election. Among them, 100% (1) respondents of Chowduar and 33.33% (1) of Gopalpur i.e. total 50% (2) opined that there was a problem like lapsus calumny in the name of father in the voter list. While the rest of 66.67% (2) respondents of Gopalpur i.e. total 50% (2) opined that there was a problem like lapsus calumny in one's name and address in the voter list.

**Objection against Govt. Administrators****Partiality of the Govt. Administrators**

Field survey/ 2011 indicates that very few general Oraon community people i.e. only 3.21% (5) respondents had noticed the partiality of the govt. administrators during national election. Among them, 3.13% (2) respondents of Chowduar and 3.26% (3) of Gopalpur i.e. total 3.21% (5) had noticed the partiality of the govt. administrators. While most of them i.e. 96.87% (62) respondents of Chowduar and 96.74% (89) of Gopalpur i.e. total 96.79% (151) had not noticed any of the partialities of the government administrators.

**Type of the Partialities**

Field survey/ 2011 indicates that very few general Oraon community people i.e. only 3.21(5) respondents had noticed the different partialities of the government administrators during national election. Among them, 100% (2) respondents of Chowduar and 33.33% (1) of Gopalpur i.e. total 60% (3) had noticed the partiality of the government administrators. Noteworthy that the former MP of the ruling political party had directed the government administration i.e. the government administration had acted their parts in accordance of that MP. While the rest of 66.67% (2) respondents of Gopalpur i.e. total 40% (2) had noticed the partiality of TNO & OC for the candidate though they had claimed them about the misconducts of the candidate or his representatives.

**Objection against the Upazila Administrations**

Field survey /2011 indicates that 7.81% (5) respondents of Chowduar and 11.96% (11) of Gopalpur i.e. total 10.26% (16) had some of the objections against the government administrators on announcing the result of the national election. While the rest of 92.19% (59) respondents of Chowduar and 88.04% (81) of Gopalpur i.e. total 89.74% (140) had no objection against the government administrators on announcing the result.

**Type of the Objections against the Upazila Administrators**

Field survey /2011 indicates that 40% (2) respondents of Chowduar and 9.09% (1) of Gopalpur i.e. total 18.75% (3) objected that the administration had not told actual name of the candidate. Besides the administration had not announced how many votes the candidate had got. 40% (2) respondents of Chowduar and 27.27% (3) of Gopalpur i.e. total 31.25% (5) objected that there was a chaotic situation for delaying the announcement of the result. 18.18% (2) respondents of Gopalpur i.e. total 12.50% (2) objected that the officers had shown indifference on their duties and so, it is crying need to give them the more training for conducting the election well. 20% (1) respondents of Chowduar and 45.45% (5) of Gopalpur i.e. total 37.50% (6) objected that there was a shortage of lighting and mikes. So during the announcement of the result, to arrange more lighting and mikes were crying need.

### **Opinion regarding the Result of Vote**

Field survey /2011 indicates that 6.25% (4) respondents of Chowduar and 14.13% (17) of Gopalpur i.e. total 10.90% (17) had different sorts of the opinions regarding the result of vote of the national election. While most of them i.e. 93.75% (60) respondents of Chowduar and 85.87% (79) of Gopalpur i.e. total 89.10% (139) had no opinion regarding the result of vote.

### **Type of the Opinions**

Field survey/ 2011 indicates that 10.90% respondents had different sorts of the opinions upon the result of vote of the national election. Among them, 25% (1) respondents of Chowduar and 23.08% (3) of Gopalpur i.e. total 23.53% (4) had the opinion that to announce the result of vote should be earlier. 25% (1) respondents of Chowduar and 15.38% (2) of Gopalpur i.e. total 17.65% (3) had the opinion that to say clearly during the announcement which candidates had got how many vote in the election. 25% (1) respondents of Chowduar and 46.15% (6) of Gopalpur i.e. total 41.18% (7) had the opinion that every body should have done honor the result whatever might be. 25% (1) respondents of Chowduar and 15.38% (2) of Gopalpur i.e. total 17.65% (7) had the opinion that the election commission should have been much more alacrity concerning the result announcement.

### **Influence of the Political Party or Alliance**

Field survey 2011 indicates that 21.88% (14) respondents of Chowduar and 19.57% (18) of Gopalpur i.e. total 20.51% (32) opined that the political party or the political alliance had influenced them differently in the national election. While the rest of 78.12% (50) respondents of Chowduar and 80.43% (74) of Gopalpur i.e. total 79.49% (124) opined that the political party or the political alliance had not influenced them.

### **Type of Influences**

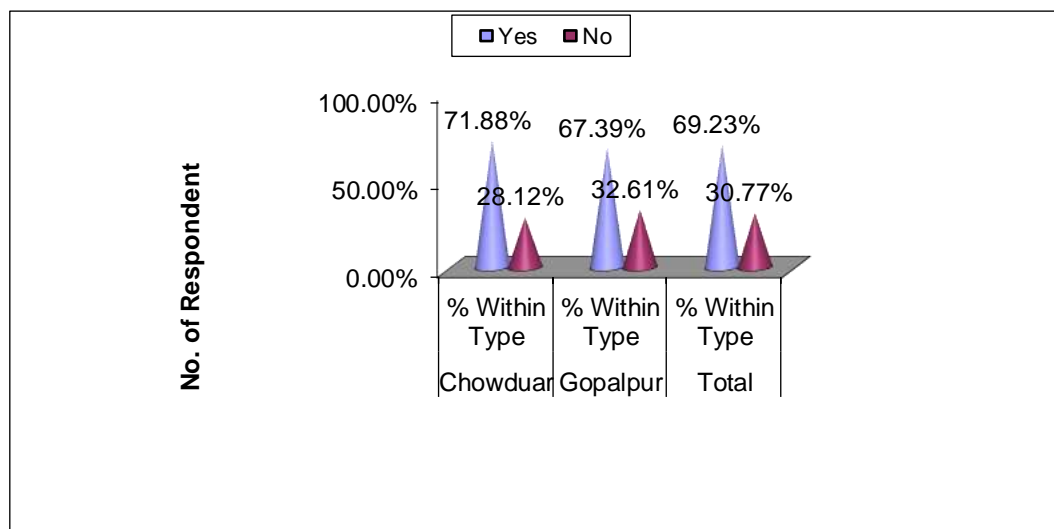
Field survey/ 2011 indicates that 20.51% respondents opined that the political party or the political alliance had influenced them differently in the national election. Among them, 14.29% (2) respondents of Chowduar and 27.78% (5) of Gopalpur i.e. total 21.88% (7) opined that their respective chosen political party had influenced them. 28.57% (4) respondents of Chowduar and 16.67% (3) of Gopalpur i.e. total 21.88% (7) opined that though their chosen political party was leftist, the mega political alliance had influenced them. 7.14% (1) respondents of Chowduar and 5.56% (1) of Gopalpur i.e. total 6.25% (2) had to choose the political party or alliance which was chosen by the headman of their society. 14.29% (2) respondents of Chowduar and 16.67% (3) of Gopalpur i.e. total 15.63% (5) opined that the manifesto of the political party or alliance had influenced them to vote the candidate. 35.71% (5) respondents of Chowduar and 33.33% (6) of Gopalpur i.e. total 34.38% (11) opined that the political party or alliance had influenced them.

They told them if they could go to the power, they would recognize them as the indigenous people of the country.

### Justification of the Mega Political Alliance

Figure 4 indicates that 71.88% (46) respondents of Chowduar and 67.39% (62) of Gopalpur i.e. total 69.23% (108) thought that the concerted political participation in the national election of the mega alliance political party was justified from the present perspective. While the rest of 28.12% (18) respondents of Chowduar and 32.61% (30) of Gopalpur i.e. total 30.77% (48) thought that the concerted political participation in the national election of the mega alliance political party was not justified.

**Figure 2 : Whether Justified the Mega Political Alliance for Political Participation in the National Election**



Source: Field Survey/ 2011

### Type of the Justification

Field survey /2011 indicates that most of the Oraon community general people i.e. 69.23% respondents thought that the concerted political participation in the national election of the mega alliance political party was justified for the present context. Among them, 60.87% (28) respondents of Chowduar and 38.71% (24) of Gopalpur i.e. total 48.15% (52) opined that to win in the election is easier through the alliance. So the political alliance was justified in accordance with their minds. 26.09% (12) respondents of Chowduar and 8.06% (5) of Gopalpur i.e. total 15.74% (17) opined that the mega political alliance was justified because the country would be better through the proper direction of that alliance. 13.04% (6) respondents of Chowduar and 4.84% (3) of Gopalpur i.e. total 8.33% (9) opined that the mega political alliance was justified because for protecting the stability of the country, political alliance was crying need. 8.06% (5) respondents of Gopalpur i.e. total 4.63% (5) opined that the mega political alliance was justified because model oriented like minded political mega alliance was better in all aspects for the country. 12.90% (8) respondents of Gopalpur i.e. total 7.41% (8) opined that the mega political alliance was justified because unity is strength that was necessary for the country for that time. 8.06% (5) respondents of Gopalpur i.e. total 4.63% (5) opined that the mega political alliance was justified because the unity did possible the impossible for the betterment of the country. 6.45% (4) respondents of Gopalpur i.e. total 3.73% (4) opined that the mega political alliance was justified because consensus of the political alliance was the root of all developments. 12.90% (8) respondents of Gopalpur i.e. total 7.41% (8) opined that the mega political alliance



was justified because unity of like minded political party always makes the good way of prosperity for any country.

### **Causes of not Justification of Mega Political Alliance**

Field survey/ 2011 indicates that 30.77% respondents thought that the concerted political participation in the national election of the mega alliance political party was not justified from the present perspective. Among them, 22.22% (4) respondents of Chowduar and 26.67% (12) of Gopalpur i.e. total 25% (12) opined that there was no need to have justification of mega political alliance. This is because; the respective power of the political party decreases for this. 61.11% (11) respondents of Chowduar and 16.67% (5) of Gopalpur i.e. total 33.33% (16) opined that there was no need to have justification of mega political alliance. This is because; the chosen political party has its own ability to run the national election well. 16.67% (3) respondents of Chowduar and 6.67% (2) of Gopalpur i.e. total 10.42% (5) opined that there was no need to have justification of mega political alliance. This is because, very often, the worthy and dedicated leader of the political party did not get the party nomination for that. 50% (15) respondents of Gopalpur i.e. total 31.25% (15) opined that there was no need to have justification of mega political alliance because of their choosing the separate and neutral political party.

### **Action of Surrounding Environment**

Field survey /2011 indicates that 4.96% (3) respondents of Chowduar and 29.35% (27) of Gopalpur i.e. total 19.23% (30) opined that surrounding environments had acted upon the Oraon general people in the arena of voting in the national election period. While the rest of the 95.31% (61) respondents of Chowduar and 70.65% (65) of Gopalpur i.e. total 80.77% (126) opined that no surrounding environment had acted upon the Oraon general people.

### **Type of the Surrounding Environment Acted upon Them**

Field survey/ 2011 indicates that 19.23% respondents opined that some sorts of the surrounding environments had acted upon the Oraon general people in the arena of voting in the national election period. Among them, 100% (3) respondents of Chowduar and 3.70% (1) of Gopalpur i.e. total 13.33% (4) opined that the surrounding households had forced them to vote according to their chosen candidate. The rest of 96.30% (26) of Gopalpur i.e. total 86.67% (26) respondents opined that vote worthy transparent and fair surrounding environment had acted upon them in the arena of giving the vote to the chosen candidate.

### **Voting Behavior**

Field survey /2011 indicates that all of the respondents had obeyed the voting behavior in the national election. Among them, 100% (64) respondents of Chowduar and 100% (92) of Gopalpur i.e. total 100% (156) opined that all of them had obeyed the voting behavior. Noteworthy that none of them had disobeyed the voting behavior.

### **Causes of Obeying the Voting Behavior**

Field survey /2011 indicates that all of the respondents had obeyed the voting behavior in the national election for different causes. 9.37% (6) respondents of Chowduar and 40.22% (37) of Gopalpur i.e. total 27.26% (43) opined that to be honored upon the voting rules and regulations was the duty and responsibility for all. 59.38% (38) respondents of Chowduar and 34.78% (32) of Gopalpur i.e. total 44.87% (70) opined if all obeyed the voting behavior, the people became disciplined and election became fair and free. 18.75% (12) respondents of Chowduar and 3.26% (3) of Gopalpur i.e. total 9.62% (15) opined to violet the voting behavior was one sort of crimes. That is why; they obeyed the voting behavior. 12.50% (8) respondents of Chowduar and 13.04% (12) of Gopalpur i.e. total 12.82% (20) opined if all used to obey the rules and regulations of the

voting behavior, there was no chaotic predicament there. Therefore, they obeyed the voting behavior. 4.35% (4) respondents of Gopalpur i.e. total 2.56% (2) opined that they obeyed rules and regulations of voting behavior for the cause of frightening the existing rule of the govt. administration and election commission. 4.35% (4) respondents of Gopalpur i.e. total 2.56% (2) opined that they obeyed the rules and regulations of the voting behavior as they were dutiful to that of the country.

### **Example of Violating the Voting Behavior**

Field survey /2011 indicates that very few respondents had noticed the example of violating the voting behavior in the national election. Among them, 1.56% (1) respondents of Chowduar and 2.17% (2) of Gopalpur i.e. total 1.92% (3) had noticed the example of violating the voting behavior. While the rest of 98.44% (63) respondents of Chowduar and 97.83% (90) of Gopalpur i.e. total 98.08% (153) had not noticed the example of violating the voting behavior. Noteworthy that most of the general people had not violated the voting behavior.

### **Type of Example of Violating the Voting Behavior**

Field survey /2011 indicates that very few respondents had noticed the example of violating the voting behavior in the national election mentioned that very few people or the political party had violated the voting behavior in the national election. 100% (1) respondents of Chowduar and 50% (1) of Gopalpur i.e. total 66.67% (2) had noticed the violation of the voting behavior. They mentioned that the election commission prohibited writing and gumming posters on the wall but some of the people or the political party violated it. 50% (1) respondents of Gopalpur i.e. total 33.33% (1) had noticed the violation of the voting behavior. However, the election commission prohibited showing down with motorcade but the supporters or the political party did that.

### **Esteemation upon the Religion Oriented Political Party**

Field survey /2011 indicates that 17.19% (11) respondents of Chowduar and 47.83% (44) of Gopalpur i.e. total 35.26% (55) had esteemed the religion oriented political party in the national election. While 82.81% (53) respondents of Chowduar and 52.17% (48) of Gopalpur i.e. total 64.74% (101) had not esteemed the religion oriented political party.

### **Causes of Estimation**

Field survey /2011 indicates that 35.26% respondents had esteemed the religion oriented political party in the national election for various causes. Among them, 27.27% (3) respondents of Chowduar and 6.82% (3) of Gopalpur i.e. total 10.91% (6) opined that the people of religion oriented party was better than others so they had esteemed the religion oriented political party. 27.27% (3) respondents of Chowduar and 15.91% (7) of Gopalpur i.e. total 18.18% (10) opined that as they were pious, their activity was also better and so they had esteemed the religion oriented political party. 18.18% (2) respondents of Chowduar and 20.45% (9) of Gopalpur i.e. total 20% (11) opined that to love the people was the greatest religion and so they had esteemed the religion oriented political party. 9.09% (1) respondents of Chowduar and 31.82% (14) of Gopalpur i.e. total 27.27% (15) opined that as they were the follower of a religion so they had esteemed the religion oriented political party. 18.18% (2) respondents of Chowduar and 25% (11) of Gopalpur i.e. total 23.64% (13) opined that all should have esteemed their respective religion and so they had esteemed the religion oriented political party.

### **Causes of not Estimation**

Field survey /2011 indicates that 64.74% respondents did not esteem the religion oriented political party in the national election for different causes. Among them, 43.40% (23) respondents of Chowduar and 10.42% (5) of Gopalpur i.e. total 27.72% (28) opined that religion was a sacred thing so if some one followed religion oriented politics, it might be adulterated. Therefore, they did not esteem the religion oriented political party. 13.21% (7) respondents of Chowduar and 6.25% (3) of Gopalpur i.e. total 9.90% (10) opined that religion oriented politics created partiality. Therefore, they did not esteem the religion oriented political party. 15.09% (8) respondents of Chowduar and 8.33% (4) of Gopalpur i.e. total 11.88% (12) opined that political right was equal for all so religion oriented politics could not assure it. Therefore, they did not esteem the religion oriented political party. 9.43% (5) respondents of Chowduar and 12.50% (6) of Gopalpur i.e. total 10.89% (11) opined that the model of the religion oriented political party was not after liking. So they did not esteem the religion oriented political party. 7.55% (4) respondents of Chowduar and 45.83% (22) of Gopalpur i.e. total 25.74% (26) opined that as the religion oriented political party was not after liking, they did not esteem the religion oriented political party. The rest of 11.32% (6) respondents of Chowduar and 16.67% (8) of Gopalpur i.e. total 13.86% (14) opined that religion and politics should have been present in their respective position. Therefore, they did not esteem the religion oriented political party.

### **Opinion Regarding the Free Fair and Transparent National Election**

Field survey /2011 indicates that 11.54% (18) respondents had their own opinions regarding the free fair and transparent national election. Among them, 10.94% (7) respondents of Chowduar and 11.96% (11) of Gopalpur i.e. total 11.54% (18) had opinions regarding the free fair and transparent national election and the rest of 89.06% (57) respondents of Chowduar and 88.04% (81) of Gopalpur i.e. total 88.46% (138) had no any sort of opinions regarding the free fair and transparent national election.

### **Type of Opinions**

Field survey/ 2011 indicates that 11.54% respondents had their own opinions regarding the free fair and transparent national election in different ways. Among them, 14.29% (1) respondents of Chowduar and 45.45% (5) of Gopalpur i.e. total 33.33% (6) opined that the civil servants and the government of Bangladesh should have been more cordial for holding the free fair and transparent national election. 28.57% (2) respondents of Chowduar and 27.27% (3) of Gopalpur i.e. total 27.78% (5) opined that if government did the deed of campaigning, the national election would be more free fair and transparent. 57.14% (4) respondents of Chowduar and 18.18% (2) of Gopalpur i.e. total 33.33% (6) opined that the election commission should have been more alacrity for continuing the free fair and transparent the national election like that year. 9.09% (1) respondents of Gopalpur i.e. total 5.56% (1) opined that the government and the election commission should have been more vigilant upon the expenditures of election.

### **Causes of Doing Politics and Better Political Participation**

FGD findings (held on 12.11.2011) indicate that the respondents strongly said that they did politics for different causes; as their chosen political party was after their liking, for the over all development of their respective locations as well as the country, for getting freedom from different oppressions, as the great leader of the country Mujib inspired them to do politics, for protecting the Bangla there was no alternative to support the chosen political party and politics, for helping their respective children to get the government job, and for gathering the power so that in their crisis moment the political party stands by them.

### **Steps for Better Political Participation**

FGD findings (held on 12.11.2011) indicate that the respondents strongly say that for better political participation, it is crying need to establish direct communication with the local MP so that they can express their respective allegation to him. At the same time, they also strongly say that to inform the general people as to the type of political participation can help the general people for better political participation. Political party's tolerance towards other is crying need for the better political participation. They strongly say that if they are able to strengthen their respective Adibasi organization, their political participation may be better. Cooperation of the government administration like law and order enforcing authority, civil administration, election commission and other stake holders is an imperative for the better political participation. Eradicating all sorts of corruptions like voting money exchanging on behalf of the political party or the candidate, partiality of the concerned administration to the special political party or candidate, nominating the culprit persons and so on can ensure better political participation of the general people. Enhancing the power of the election commission and finding out and taking necessary steps against the lope holes of it can bring the better political participation. At the same time, they also strongly say that for better political participation, public awareness as to political participation is also an imperative.

### **Participation of the Women in the National Election**

Field survey /2011 indicates that almost all of the women respondents (98.72%) had participated in the national election. Among them, 100% (64) respondents of Chowduar and 97.83% (90) of Gopalpur had participated. While 2.17% (2) respondents of Gopalpur i.e. total 1.28% (2) had not participated. They had mentioned some of the causes of not participating. Among them, 50% (1) respondents opined that the character of those who had participated was not good and 50% (1) respondents had no confidence upon them who had participated.

### **Type of Participations**

Field survey /2011 indicates that 98.44% (63) women respondents of Chowduar and 97.78% (88) of Gopalpur i.e. total 98.05% (151) had participated in the national election through voting. The rest of 1.56% (1) respondents of Chowduar and 2.22% (2) of Gopalpur i.e. total 1.95% (3) had participated in national election through voting and campaigning. Those who campaigned in the national election had campaigned through seeking votes, door to door campaigning, allocating leaflets and posters, participating in the procession or the meeting for the chosen candidate.

### **Participation in Procession or in Meeting**

Field survey /2011 indicates that 98.44% (63) respondents of Chowduar and 27.17% (25) of Gopalpur i.e. total 56.41% (88) had participated in the political procession or in the political meeting of the national election. While the rest of 1.56% (1) respondents of Chowduar and 72.83% (67) of Gopalpur i.e. total 43.59% (68) had not participated in the political procession or in the political meeting.

### **Causes of not Participation in Procession or in Meeting**

Field survey /2011 indicates that 100% (1) respondents of Chowduar and 14.93% (10) of Gopalpur i.e. total 16.18% (11) had not participated in the procession or in the meeting of the national election due to shortage of their own will. 8.96% (6) respondents of Gopalpur i.e. total 8.82% (6) had not participated in the procession or in the meeting due to not evaluate them in election period. 5.97% (4) respondents of Gopalpur i.e. total 5.88% (4) had not participated in the procession or in the meeting due to their respective hard up. 10.45% (7) respondents of Gopalpur

i.e. total 10.29% (7) had not participated in the procession or in the meeting due to shortage of their individual ability. 7.46% (5) respondents of Gopalpur i.e. total 7.35% (5) had not participated in the procession or in the meeting due to shortage of their individual necessity. 4.48% (3) respondents of Gopalpur i.e. total 4.41% (3) had not participated in the procession or in the meeting due to shortage of their individual time. 19.40% (13) respondents of Gopalpur i.e. total 19.12% (13) had not participated in the procession or in the meeting due to their business of work time. 10.45% (7) respondents of Gopalpur i.e. total 10.29% (7) had not participated in the procession or in the meeting due to not liking these. 1.49% (1) respondents of Gopalpur i.e. total 1.47% (1) had not participated in the procession or in the meeting as they were Adibasis. 1.49% (1) respondents of Gopalpur i.e. total 1.47% (1) had not participated in the procession or in the meeting as they were poor and illiterate. 4.48% (3) respondents of Gopalpur i.e. total 4.41% (3) had not participated in the procession or in the meeting as they were women. 5.97% (4) respondents of Gopalpur i.e. total 5.88% (4) had not participated in the procession or in the meeting as they did not do politics. 4.48% (3) respondents of Gopalpur i.e. total 4.41% (3) had not participated in the procession or in the meeting as they would become enemies for others if they would participate in political procession or in political meeting.

### **Decision Taking Process for Voting**

Field survey /2011 indicates that 3.13% (2) respondents of Chowduar and 41.30% (38) of Gopalpur i.e. total 25.64% (40) had taken decision for voting in the national election. While 96.87% (62) respondents themselves of Chowduar and 58.70% (54) of Gopalpur i.e. total 74.36% (116) had not taken decision for voting.

### **Via Media of Decision Taking Process**

Field survey /2011 indicates that 93.55% (58) respondents of Chowduar and 83.33% (45) of Gopalpur i.e. total 88.79% (103) had taken decision for voting in the national election through their respective husbands. 4.84% (3) respondents of Chowduar and 16.67% (9) of Gopalpur i.e. total 10.34% (12) had taken decision for voting through their respective children. The rest of 1.61% (1) respondents of Chowduar i.e. total 86% (1) had taken decision for voting through the maternal uncle.

### **Dependency of the Women**

Field survey /2011 indicates that 92.19% (59) respondents of Chowduar and 93.48% (86) of Gopalpur i.e. total 92.95% (145) were dependent upon their family members. While the rest of 7.81% (5) respondents of Chowduar and 6.52% (6) of Gopalpur i.e. total 7.05% (11) were not dependent upon their family members.

### **Dependency of the Women upon Different Members of Their Family**

Field survey /2011 indicates that 96.61% (57) respondents of Chowduar and 81.40% (70) of Gopalpur i.e. total 87.59% (127) were dependent upon their respective husbands. 1.69% (1) respondents of Chowduar and 18.60% (16) of Gopalpur i.e. total 11.72% (17) were dependent upon their respective children. The rest of 1.69% (1) respondents of Chowduar i.e. total 0.69% (1) were dependent upon their respective parents.

### **Influence of the Dependency**

Field survey /2011 indicates that 81.36% (48) respondents of Chowduar and 86.05% (74) of Gopalpur i.e. total 84.14% (122) opined that in the arena of freely voting in the national election, there was an influence of the dependency of the women upon their family members. While the rest of 18.64% (11) respondents of Chowduar and 13.95% (12) of Gopalpur i.e. total 15.86% (23)

opined that in the arena of freely voting, there was no influence of the dependency of the women upon their family members.

### **Dimension of Influence of the Dependency**

Field survey /2011 indicates that 43.75% (21) respondents of Chowduar and 58.14% (50) of Gopalpur i.e. total 52.99% (71) opined that in the arena of freely voting in the national election, there was very much influence of the dependency of their family members upon the women. The rest of 56.25% (27) respondents of Chowduar and 41.86% (36) of Gopalpur i.e. total 47.01% (63) opined that in the arena of freely voting in the national election, there was somewhat influence of the dependency of their family members upon the women.

### **Conclusion**

Participation in national election is very much significant to the Oraon community people of the Barind. In the national election 2008, 99.36% Oraon community male and 98.05% female had participated differently while the average participation rate of the Sonadighi center in that election was 96.05%.<sup>15</sup> 30.77% oraon community people had played important role differently in the arena of standing the candidate in the election. They elected the candidate giving their individual votes based on priority to the candidate's different qualification. There were some of the influences occurred by different individuals upon them (26.28%). They (69.87%) went concertedly to the voting center for giving their individual votes. 32.05% Oraon community people had got the alluring proposal from the candidate or his representatives for voting him. On the other hand, 28.21% Oraon community people had demanded differently from the candidate or his representatives. Note worthy that 71.79% Oraon community people did not demand from them for different causes. 5.13% respondents had felt different problems. 3.21% respondents had the objections against different partialities of the government administrators. 20.51% respondents were influenced by the political alliance for different causes. All of the Oraon community people had obeyed the voting behavior. 35.26% respondents had esteemed the religion oriented political party in that national election. 11.54% respondents had different types of opinion regarding the free fair and transparent national election. 56.41% women respondents had participated in the political procession and meeting. 25.64% women respondents had taken decision freely and 7.05% women respondents were free for voting the chosen candidate. For better political participation of the Oraon community, to establish direct communication with the local MP, to inform the general people as to the type of political participation, to have political party's tolerance towards other, to strengthen their respective Adibasi organization, to increase cooperation of the government administration, civil administration, election commission and other stake holders, to eradicate corruptions like voting money exchanging and partiality of the concerned administration, not to nominate the culprit persons, to enhance the power of the election commission and public awareness as to political participation, to remove all sorts of voting fearing, the women should be more courageous in future, the participation of the women in different activities should be enhanced, the activities of the prevailing women organization should be strengthened, they should not be cried down as the Adibasi women; the election commission should be empowered more; and in all classes of the people, the awareness to the women rights should be increased by the GOS and NGOs through different functions are crying need.

---

<sup>15</sup> Bangladesh Elelction Commission, Godagari, Rajshahi.  
NSOU-OPEN JOURNAL